

PROUD TRADITIONS, EXCITING FUTURES

DICKINSON

INDEPENDENT SCHOOL DISTRICT

BUDGET HEARING

AUGUST 26, 2019

**DICKINSON INDEPENDENT SCHOOL DISTRICT
2018-2019 BUDGET BY FUNCTION & OBJECT**

GENERAL FUND - MAINTENANCE & OPERATIONS EXPENDITURES

Function	6100 Payroll Costs	6200 Professional Services	6300 Supplies	6400 Other Operating	6600 Capital Outlay	Total	% of Function
11 Instruction	\$57,765,802	\$1,528,770	\$2,128,987	\$203,893	\$135,000	\$61,762,452	59.86%
12 Library	\$1,104,551	\$63,959	\$89,643	\$8,700	\$0	\$1,266,853	1.23%
13 Staff Development	\$482,963	\$67,250	\$31,525	\$153,199	\$0	\$734,937	0.71%
21 Curriculum	\$1,116,405	\$17,166	\$16,695	\$18,205	\$0	\$1,168,471	1.13%
23 School Administration	\$6,132,059	\$18,575	\$51,659	\$54,506	\$0	\$6,256,799	6.06%
31 Counseling	\$2,821,895	\$7,833	\$37,760	\$26,186	\$0	\$2,893,674	2.80%
32 Social Work	\$182,980	\$0	\$1,400	\$6,150	\$0	\$190,530	0.18%
33 Health Services	\$820,955	\$120,600	\$45,124	\$5,445	\$0	\$992,124	0.96%
34 Transportation	\$4,058,317	\$144,558	\$947,487	(\$85,699)	\$581,000	\$5,645,663	5.47%
36 Extracurricular	\$1,373,991	\$211,664	\$233,257	\$429,299	\$0	\$2,248,211	2.18%
41 General Administration	\$2,334,768	\$884,048	\$154,351	\$226,100	\$0	\$3,599,267	3.49%
51 Maintenance	\$6,187,628	\$4,268,808	\$1,032,667	\$1,666,575	\$195,000	\$13,350,678	12.94%
52 Security	\$57,978	\$698,112	\$110,150	\$100	\$163,000	\$1,029,340	1.00%
53 Technology	\$1,332,709	\$129,467	\$51,888	\$19,250	\$101,000	\$1,634,314	1.58%
61 Community Service	\$116,726	\$4,000	\$3,000	\$4,918	\$0	\$128,644	0.12%
71 Debt Service	\$0	\$0	\$0	\$0	\$0	\$0	0.00%
81 Construction	\$0	\$0	\$0	\$0	\$0	\$0	0.00%
93 Shared Service	\$0	\$0	\$0	\$107,449	\$0	\$107,449	0.10%
95 JJAEP	\$0	\$170,000	\$0	\$0	\$0	\$170,000	0.16%
Totals	\$85,889,727	\$8,334,810	\$4,935,593	\$2,844,276	\$1,175,000	\$103,179,406	100.00%
% by Object	83.24%	8.08%	4.78%	2.76%	1.14%	100.00%	

GENERAL FUND - MAINTENANCE & OPERATIONS REVENUE

**REDUCTION TO FUND
BALANCE**

	5700 Local	5800 State	5900 Federal	Total	
Totals	\$42,704,019	\$52,538,620	\$1,005,000	\$96,247,639	(\$6,931,767)
% by Object	44.37%	54.59%	1.04%	100.00%	

**DICKINSON INDEPENDENT SCHOOL DISTRICT
2019-2020 BUDGET BY FUNCTION & OBJECT**

GENERAL FUND - MAINTENANCE & OPERATIONS EXPENDITURES							
Function	6100 Payroll Costs	6200 Professional Services	6300 Supplies	6400 Other Operating	6600 Capital Outlay	Total	% of Function
11 Instruction	\$63,258,623	\$1,774,742	\$1,952,120	\$185,543	\$85,000	\$67,256,028	60.08%
12 Library	\$1,156,742	\$63,986	\$93,035	\$9,425	\$0	\$1,323,188	1.18%
13 Staff Development	\$758,358	\$52,185	\$34,600	\$159,423	\$0	\$1,004,566	0.90%
21 Curriculum	\$1,410,484	\$18,966	\$24,710	\$49,759	\$0	\$1,503,919	1.34%
23 School Administration	\$6,697,402	\$14,600	\$49,770	\$41,595	\$0	\$6,803,367	6.08%
31 Counseling	\$3,073,105	\$7,089	\$38,021	\$28,482	\$0	\$3,146,697	2.81%
32 Social Work	\$188,907	\$0	\$1,400	\$2,300	\$0	\$192,607	0.17%
33 Health Services	\$958,152	\$120,600	\$44,404	\$5,190	\$0	\$1,128,346	1.01%
34 Transportation	\$4,470,120	\$129,558	\$975,187	(\$71,299)	\$600,000	\$6,103,566	5.45%
36 Extracurricular	\$1,548,679	\$209,428	\$430,612	\$402,993	\$0	\$2,591,712	2.32%
41 General Administration	\$2,598,990	\$952,613	\$150,901	\$234,300	\$0	\$3,936,804	3.52%
51 Maintenance	\$6,569,950	\$4,107,208	\$1,028,667	\$1,844,950	\$175,000	\$13,725,775	12.26%
52 Security	\$59,759	\$825,272	\$166,740	\$600	\$0	\$1,052,371	0.94%
53 Technology	\$1,423,778	\$135,788	\$51,000	\$22,600	\$131,000	\$1,764,166	1.58%
61 Community Service	\$121,134	\$0	\$2,000	\$4,200	\$0	\$127,334	0.11%
71 Debt Service	\$0	\$0	\$0	\$0	\$0	\$0	0.00%
81 Construction	\$0	\$0	\$0	\$0	\$0	\$0	0.00%
93 Shared Service	\$0	\$0	\$0	\$107,449	\$0	\$107,449	0.10%
95 JJAEP	\$0	\$170,000	\$0	\$0	\$0	\$170,000	0.15%
Totals	\$94,294,185	\$8,582,035	\$5,043,167	\$3,027,510	\$991,000	\$111,937,897	100.00%
% by Object	84.24%	7.67%	4.51%	2.70%	0.89%	100.00%	

GENERAL FUND - MAINTENANCE & OPERATIONS REVENUE					REDUCTION TO FUND BALANCE
	5700 Local	5800 State	5900 Federal	Total	
Totals	\$42,091,765	\$58,506,538	\$2,685,000	\$103,283,303	(\$8,654,594)
% by Object	40.75%	56.65%	2.60%	100.00%	

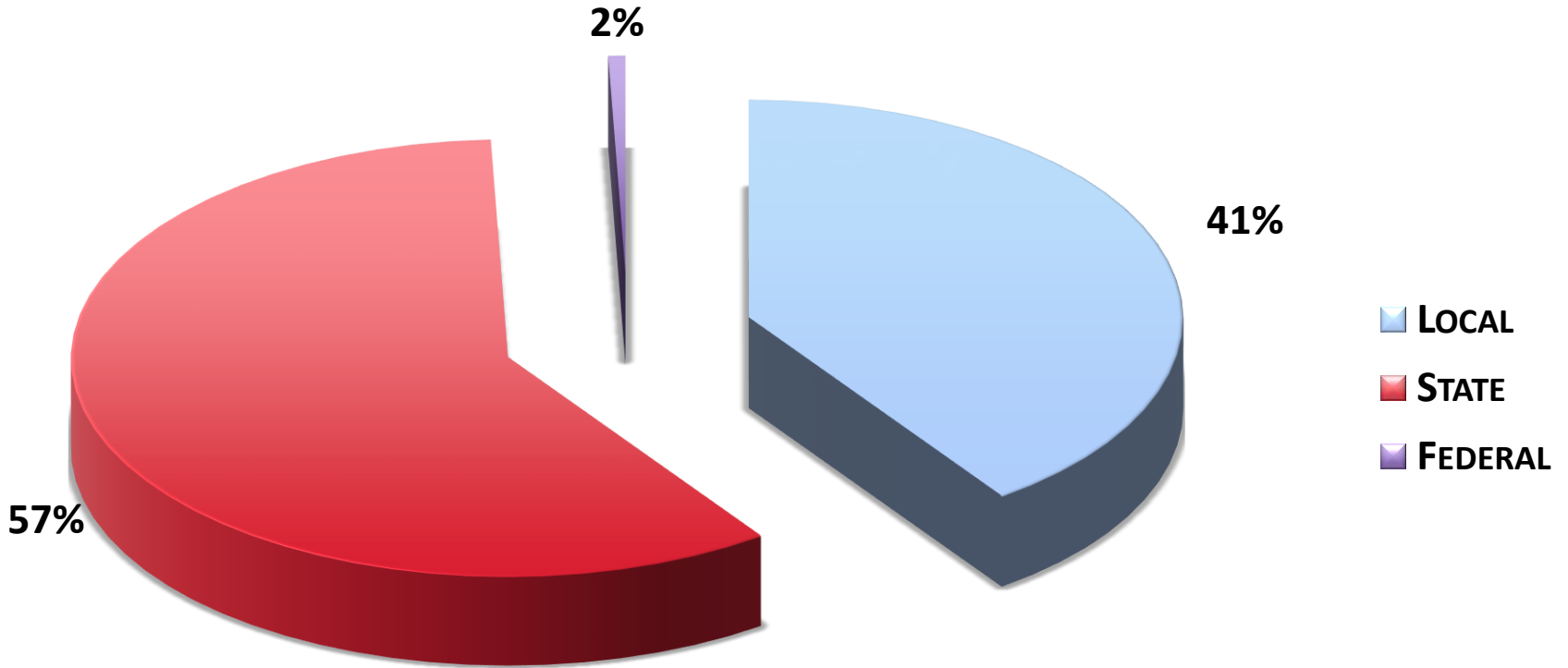
DICKINSON INDEPENDENT SCHOOL DISTRICT
2019-2020 BUDGET BY FUNCTION & OBJECT COMPARISON TO 2018-2019

GENERAL FUND - MAINTENANCE & OPERATIONS EXPENDITURES							
Function	6100 Payroll Costs	6200 Professional Services	6300 Supplies	6400 Other Operating	6600 Capital Outlay	Total	% of Function
11 Instruction	\$5,492,821	\$245,972	(\$176,867)	(\$18,350)	(\$50,000)	\$5,493,576	4.91%
12 Library	\$52,191	\$27	\$3,392	\$725	\$0	\$56,335	0.05%
13 Staff Development	\$275,395	(\$15,065)	\$3,075	\$6,224	\$0	\$269,629	0.24%
21 Curriculum	\$294,079	\$1,800	\$8,015	\$31,554	\$0	\$335,448	0.30%
23 School Administration	\$565,343	(\$3,975)	(\$1,889)	(\$12,911)	\$0	\$546,568	0.49%
31 Counseling	\$251,210	(\$744)	\$261	\$2,296	\$0	\$253,023	0.23%
32 Social Work	\$5,927	\$0	\$0	(\$3,850)	\$0	\$2,077	0.00%
33 Health Services	\$137,197	(\$0)	(\$720)	(\$255)	\$0	\$136,222	0.12%
34 Transportation	\$411,803	(\$15,000)	\$27,700	\$14,400	\$19,000	\$457,903	0.41%
36 Extracurricular	\$174,688	(\$2,236)	\$197,355	(\$26,306)	\$0	\$343,501	0.31%
41 General Administration	\$264,222	\$68,565	(\$3,450)	\$8,200	\$0	\$337,537	0.30%
51 Maintenance	\$382,322	(\$161,600)	(\$4,000)	\$178,375	(\$20,000)	\$375,097	0.34%
52 Security	\$1,781	\$127,160	\$56,590	\$500	(\$163,000)	\$23,031	0.02%
53 Technology	\$91,069	\$6,321	(\$888)	\$3,350	\$30,000	\$129,852	0.12%
61 Community Service	\$4,408	(\$4,000)	(\$1,000)	(\$718)	\$0	(\$1,310)	0.00%
71 Debt Service	\$0	\$0	\$0	\$0	\$0	\$0	0.00%
81 Construction	\$0	\$0	\$0	\$0	\$0	\$0	0.00%
93 Shared Service	\$0	\$0	\$0	\$0	\$0	\$0	0.00%
95 JJAEP	\$0	\$0	\$0	\$0	\$0	\$0	0.00%
Totals	\$8,404,459	\$247,225	\$107,574	\$183,234	(\$184,000)	\$8,758,492	7.82%
% by Object	7.51%	0.22%	0.10%	0.16%	-0.16%	7.82%	

GENERAL FUND - MAINTENANCE & OPERATIONS REVENUE					REDUCTION FROM FUND BALANCE
	5700 Local	5800 State	5900 Federal	Total	
Totals	(\$612,254)	\$5,967,918	\$1,680,000	\$7,035,665	(\$1,722,827)
% by Object	-8.70%	84.82%	23.88%	100.00%	

REVENUE BUDGET

GENERAL FUND ONLY

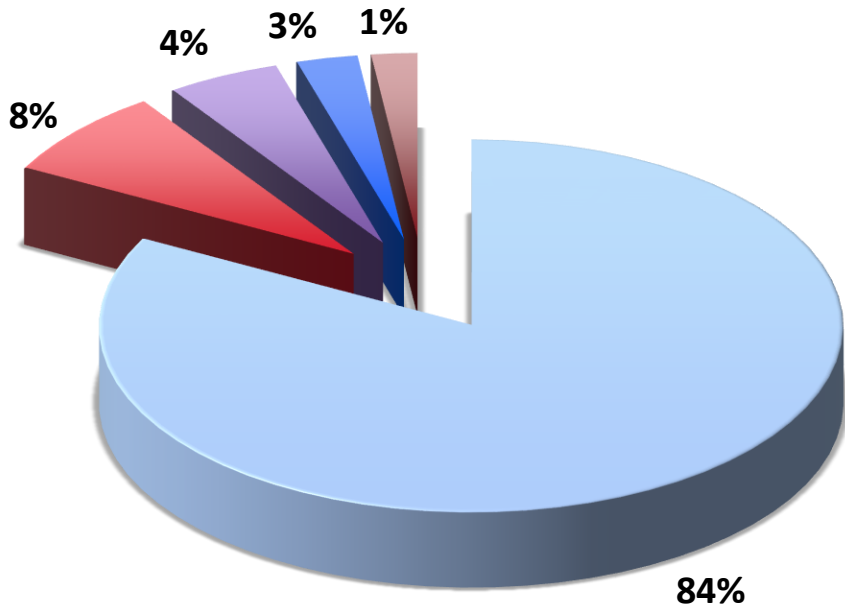


YEAR	LOCAL	STATE	FEDERAL	TOTAL
2019-2020	\$ 42,091,765	\$ 58,506,538	\$ 2,685,000	\$103,283,303
2018-2019	\$ 42,704,019	\$ 52,538,620	\$ 1,005,000	\$ 96,247,639

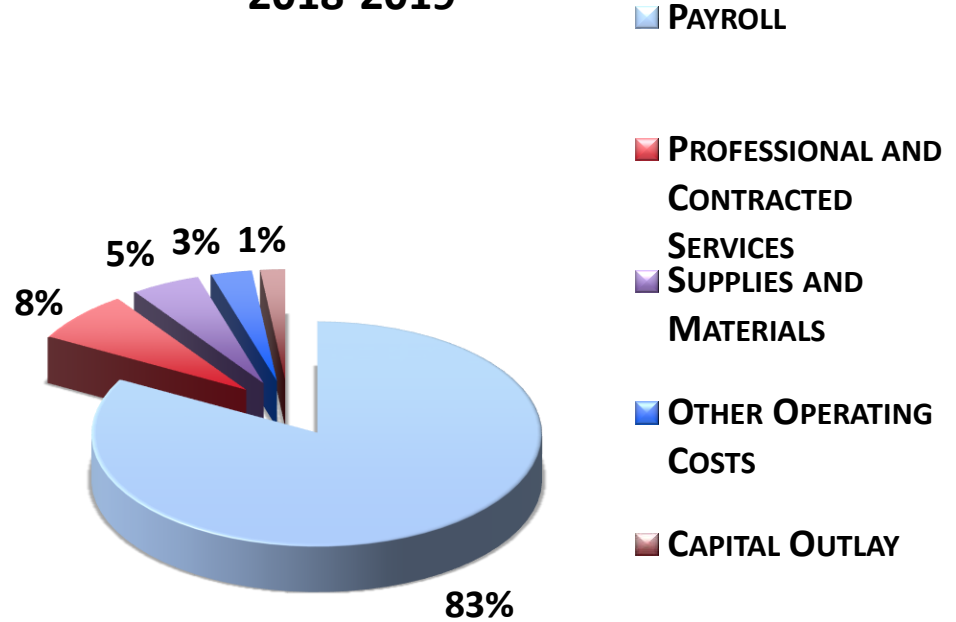
EXPENDITURE BUDGET BY OBJECT

GENERAL FUND ONLY

2019-2020



2018-2019

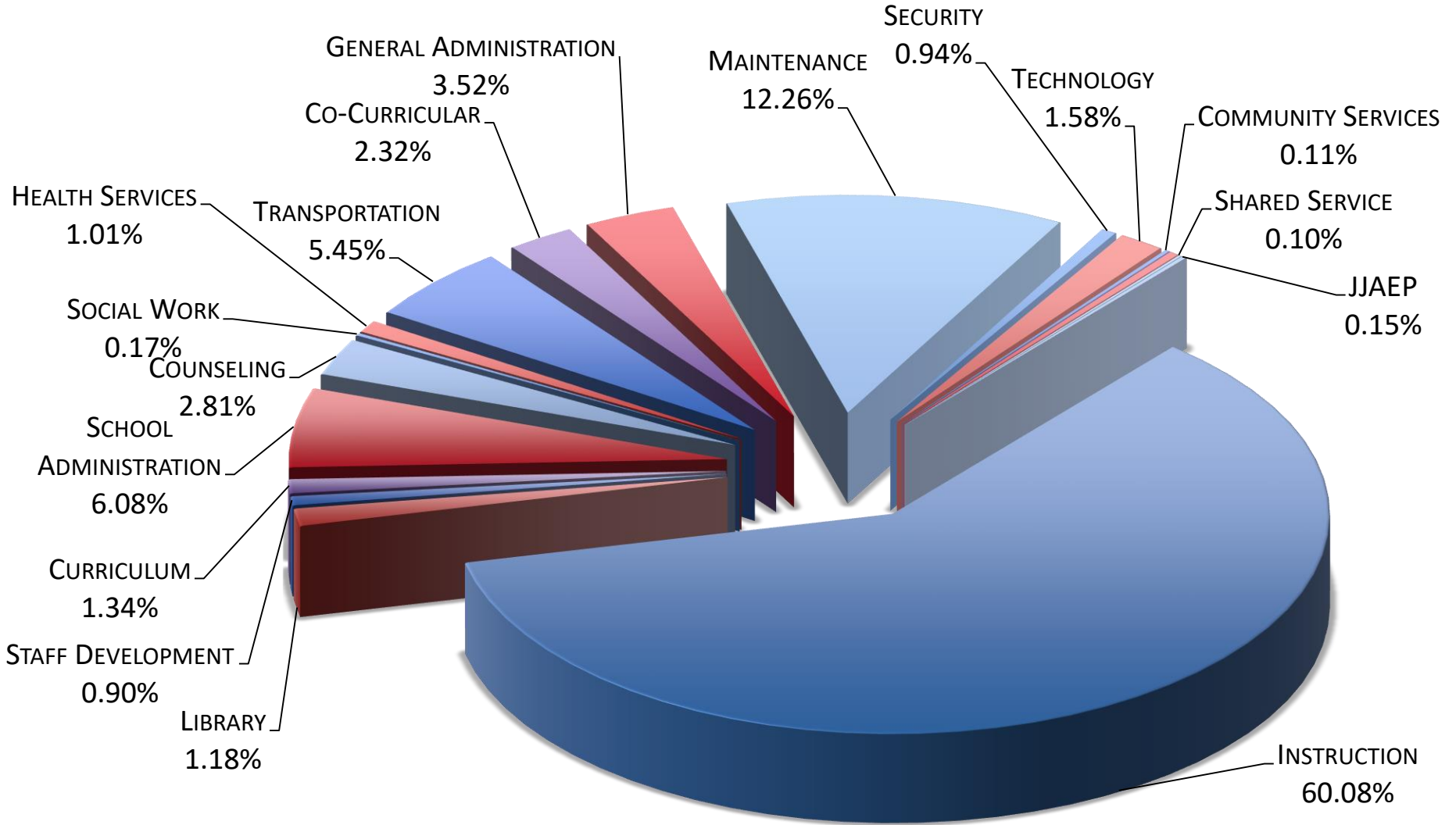


- PAYROLL
- PROFESSIONAL AND CONTRACTED SERVICES
- SUPPLIES AND MATERIALS
- OTHER OPERATING COSTS
- CAPITAL OUTLAY

YEAR	PAYROLL	PROFESSIONAL AND CONTRACTED SERVICES	SUPPLIES AND MATERIALS	OTHER OPERATING COSTS	CAPITAL OUTLAY	TOTAL
2019-2020	\$ 94,294,185	\$ 8,582,035	\$ 5,043,167	\$ 3,027,510	\$ 991,000	\$ 111,937,897
2018-2019	\$ 85,889,727	\$ 8,334,810	\$ 4,935,593	\$ 2,844,276	\$ 1,175,000	\$ 103,179,406

EXPENDITURE BUDGET BY FUNCTION

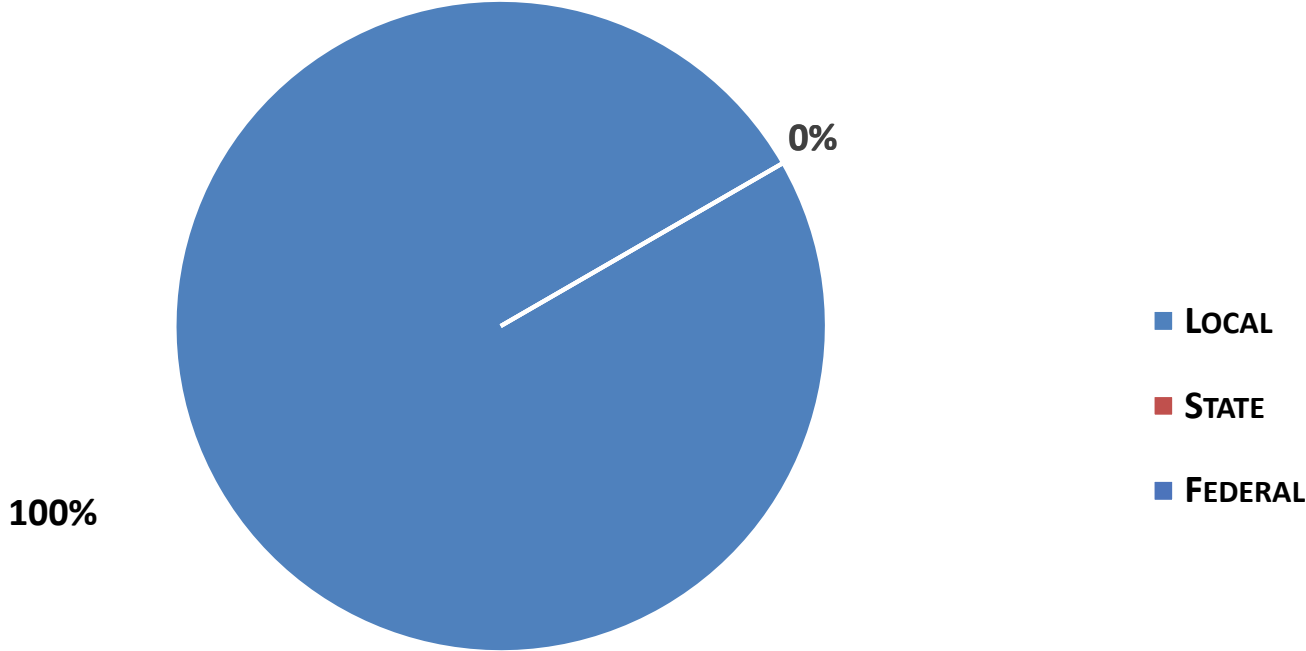
GENERAL FUND ONLY



PROUD TRADITIONS, EXCITING FUTURES

REVENUE BUDGET

DEBT SERVICE FUND ONLY

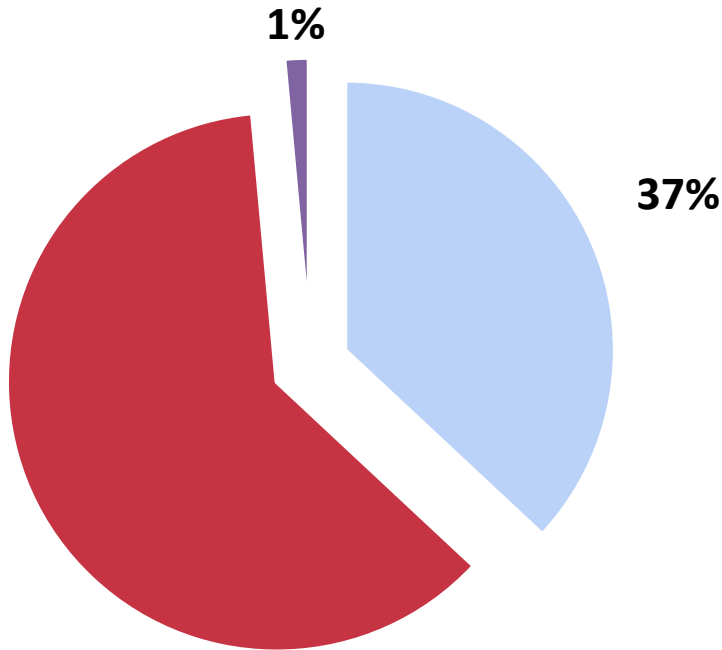


YEAR	LOCAL	STATE	FEDERAL	TOTAL
2019-2020	\$ 20,312,430	\$ 0	\$ 0	\$ 20,312,430
2018-2019	\$ 17,000,000	\$ 675,000	\$ 0	\$ 17,675,000

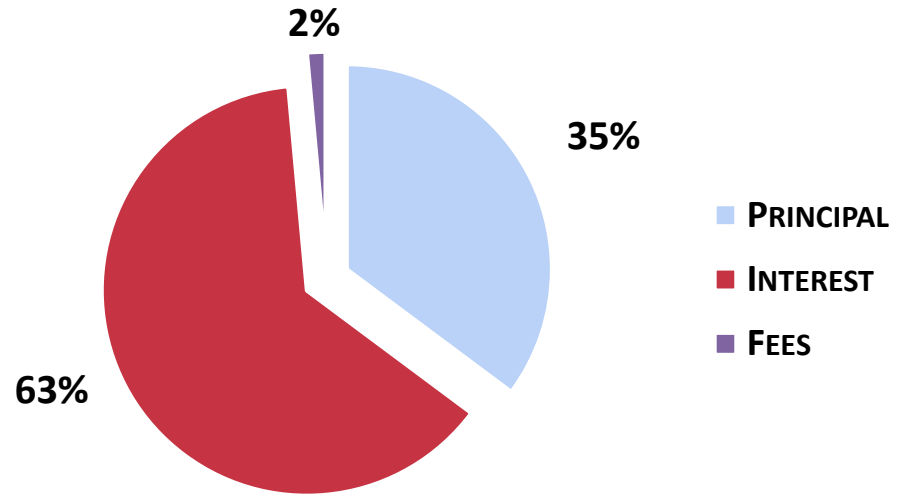
EXPENDITURE BUDGET BY OBJECT

DEBT SERVICE FUND ONLY

2019-2020



2018-2019

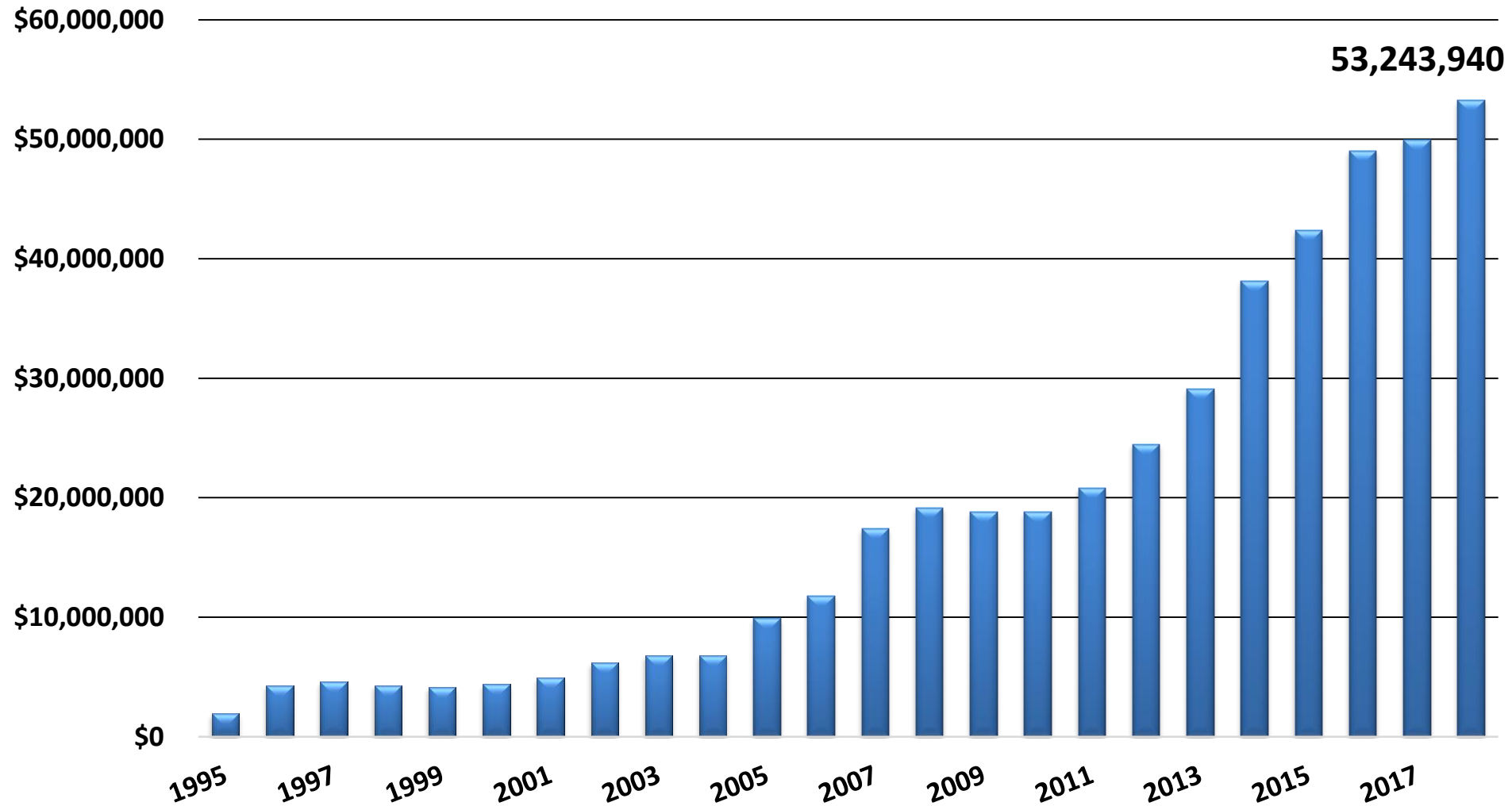


- PRINCIPAL
- INTEREST
- FEES

YEAR	PRINCIPAL	INTEREST	FEES	TOTAL
2019-2020	\$ 7,635,000	\$ 12,725,000	\$ 300,000	\$ 20,660,000
2018-2019	\$ 7,275,000	\$ 13,100,000	\$ 300,000	\$ 20,675,000

MULTIPLE YEAR FUND BALANCE COMPARISON

GENERAL FUND ONLY

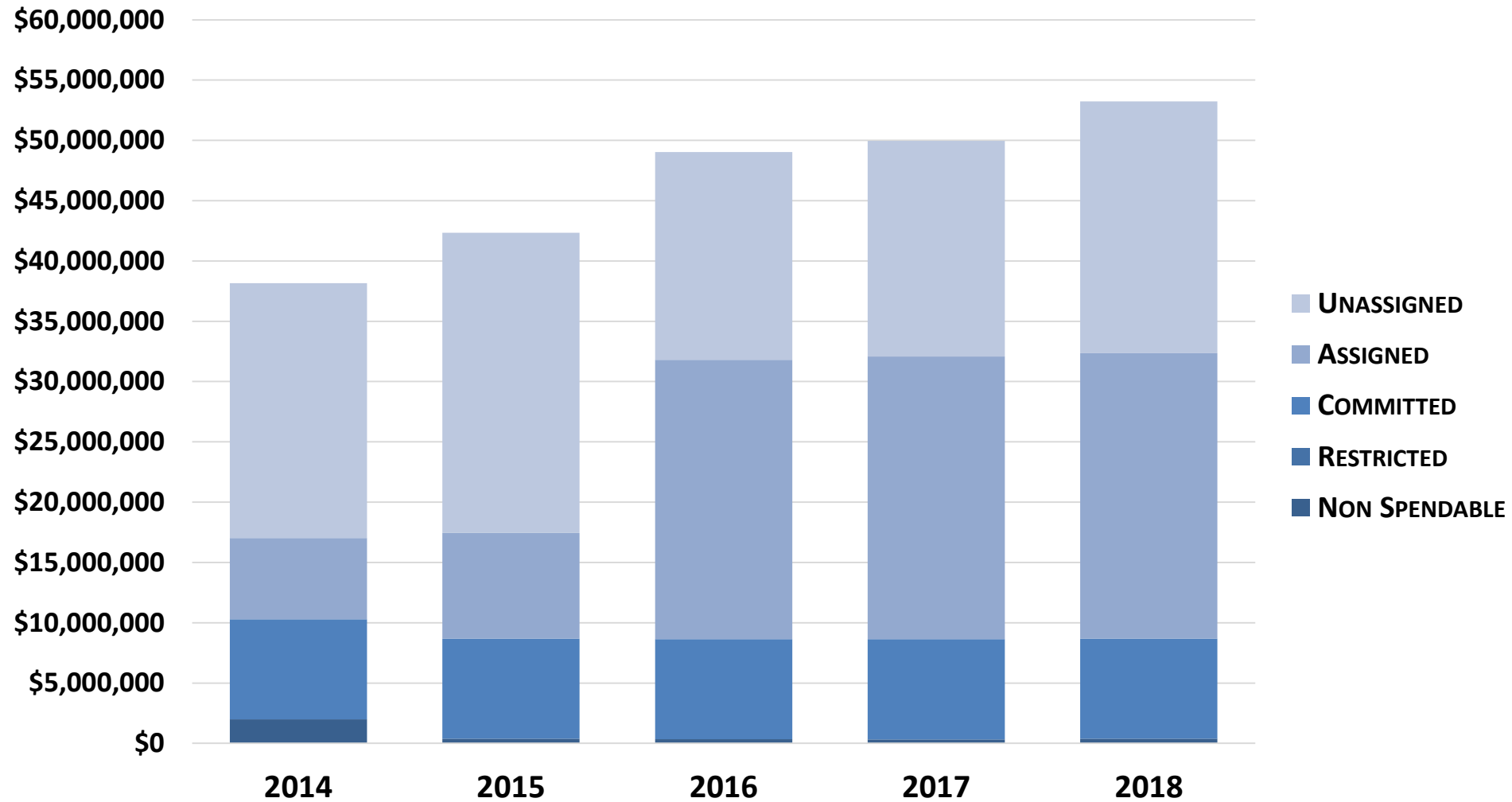


PROUD TRADITIONS, EXCITING FUTURES

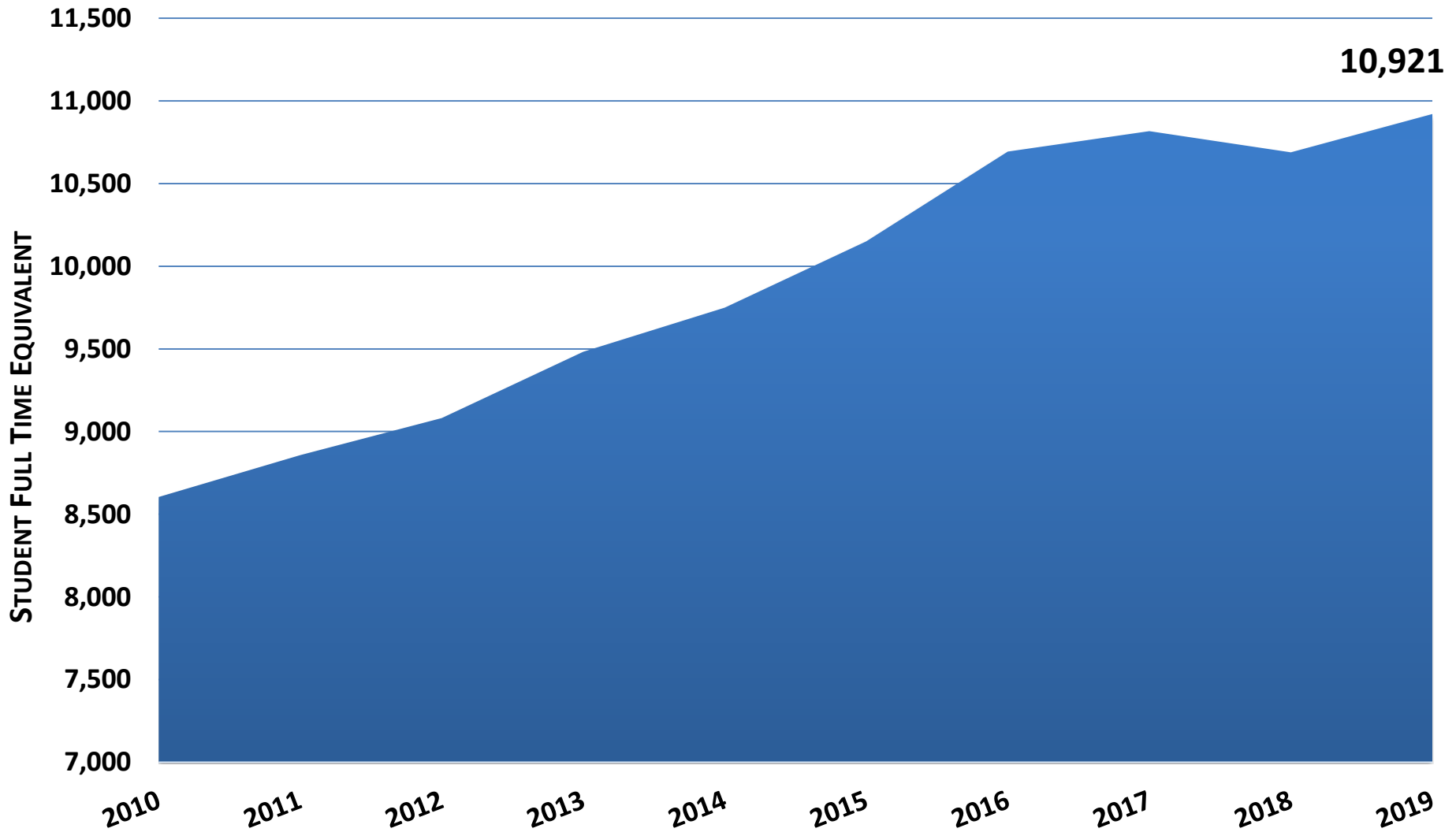
DICKINSON
INDEPENDENT SCHOOL DISTRICT

FUND BALANCE BY CLASSIFICATION

GENERAL FUND ONLY



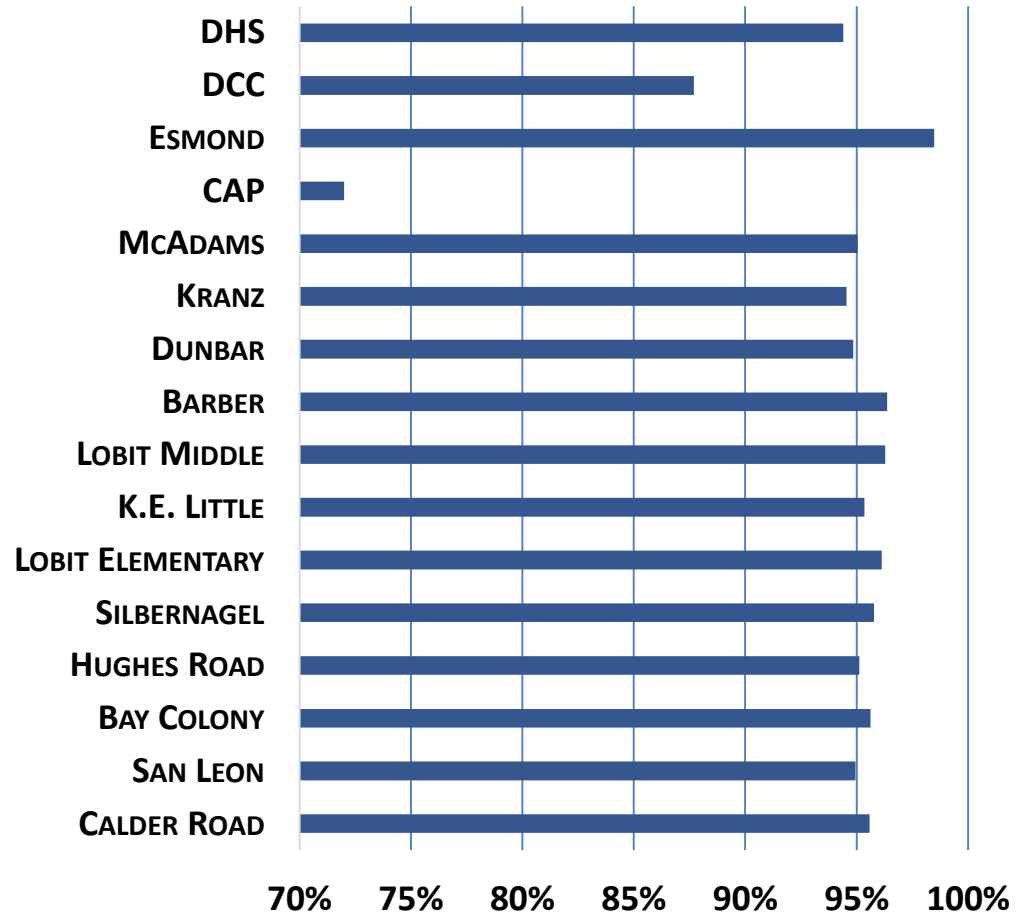
ENROLLMENT SUMMARY



AVERAGE DAILY ATTENDANCE

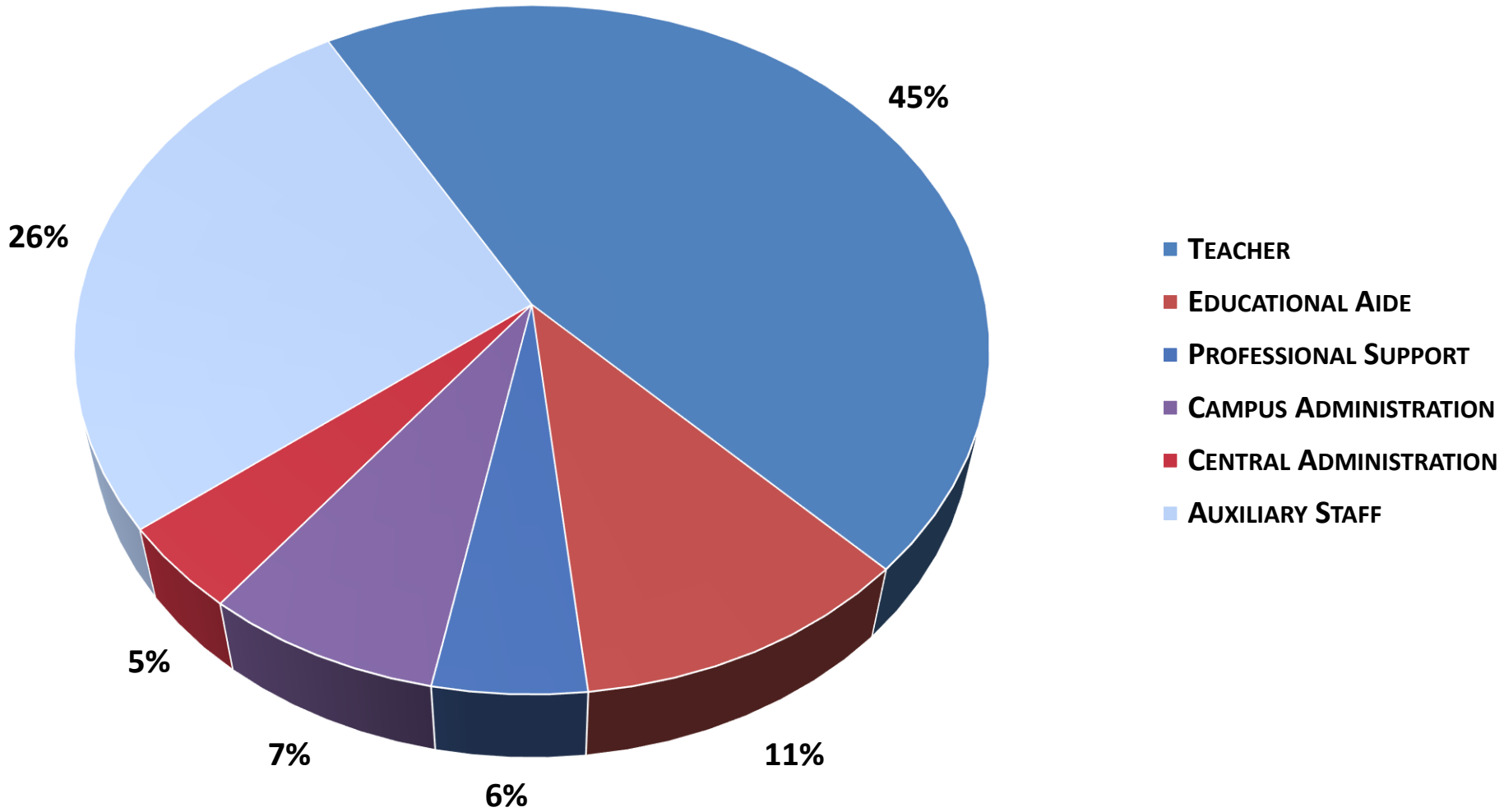
2018-2019

CAMPUS	AVG ADA	% ADA
DHS	2796.27	94.4%
DCC	51.97	87.7%
ESMOND	26.23	98.5%
CAP	4.28	72.0%
McADAMS	727.45	95.1%
KRANZ	872.37	94.6%
DUNBAR	609.47	94.9%
BARBER	681.02	96.4%
LOBIT MIDDLE	422.1	96.3%
K.E. LITTLE	629.78	95.4%
LOBIT ELEMENTARY	536.25	96.1%
SILBERNAGEL	608.28	95.8%
HUGHES ROAD	599.33	95.1%
BAY COLONY	646.58	95.6%
SAN LEON	624.45	95.0%
CALDER ROAD	517.92	95.6%
TOTAL	10353.75	

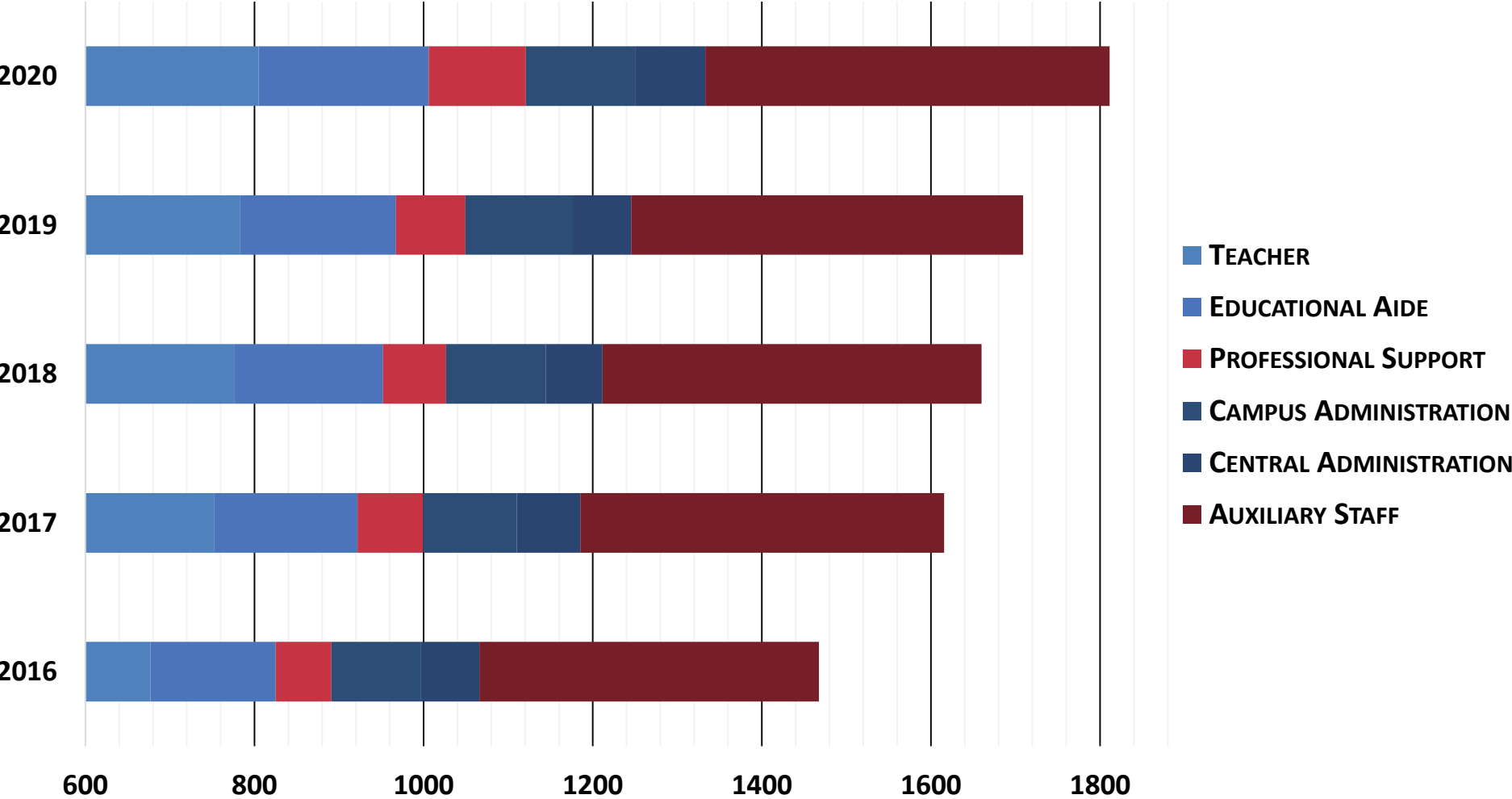


PROUD TRADITIONS, EXCITING FUTURES

STAFF SUMMARY



STAFF INCREASES



PROUD TRADITIONS, EXCITING FUTURES



DICKINSON

INDEPENDENT SCHOOL DISTRICT